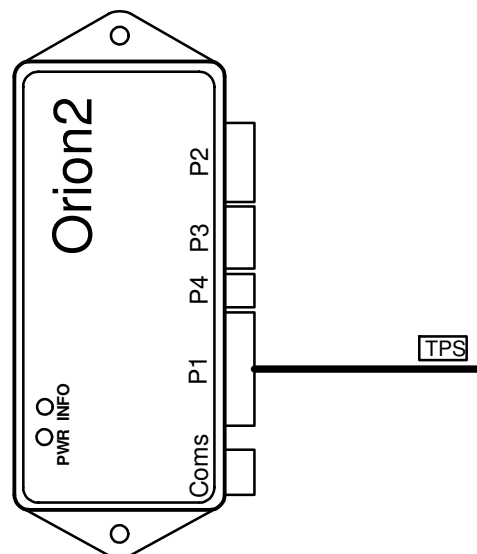


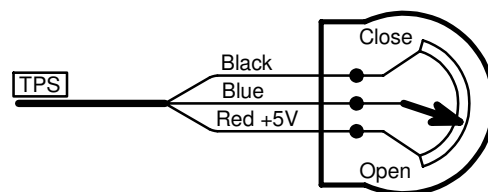
# TPS Sensor Wiring OT02-P1

Last Changed: 08/08/2020

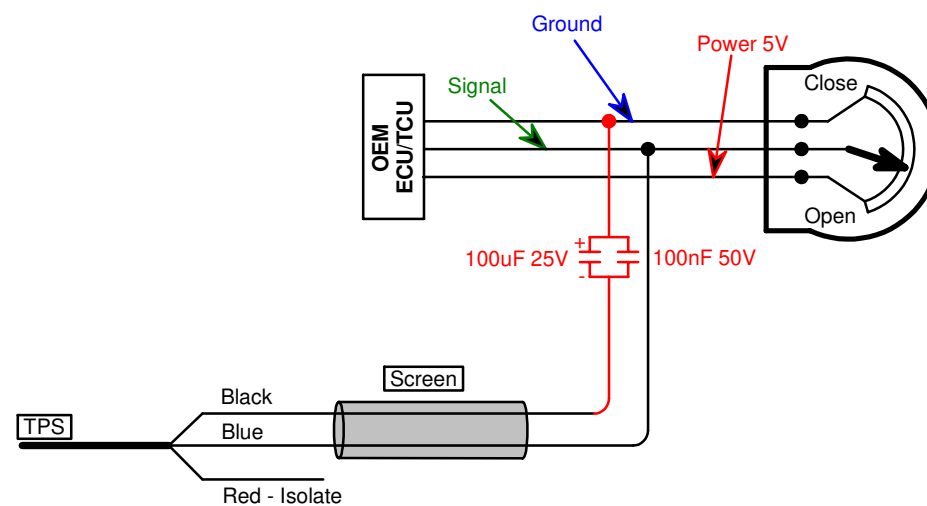
Harness: OT02-P1



TPS Sensor Stand Alone



TPS Sensor Tap-In and Filter



Note! Optional Capacitors from reference to black will help prevent interference in ECU earth differences

Note that Mercury2 or Orion2 ECU's have a Yellow TPS Output on the P1 connectors. This can be tied to the TCU TPS Input directly. Ensure that both ECU and TCU share the same earth point.

Software Settings

Active Sensors

